











## Skytune Exhaust Systems

	P1	Muffler ss Ø 125
	P4	Muffler ss Ø 115
	PR8S	Muffler ss 2 x Ø 90 single layer
	P8GS	Muffler ss 2 x Ø 102 double layerl
	PR8SN	Muffler ss 2 x Ø 90 double layer ss inside
	P8GN	Muffler ss 2 x Ø 102 double layer ss inside
	P15L	Muffler ss oval 120 x 83
	P20	Muffler ss 2 x Ø76 double layer ss inside with 5316
	P21 <b>New</b>	Muffler ss 2 x Ø76 double layer ss inside with 5416
	P22G	Muffler ss 2 x Ø 90 DTM tips
	P23	Muffler ss 1 x center in – 2 x out length 37 cm
	P23/LS <b>New</b>	Muffler ss 1 x center in- 2 x out length 37 low sound
	P23/58 <b>New</b>	Muffler ss 1 x center in 2 x out - extra long 58 cm
	P23/25	Muffler ss 1 x in/out – 1x out for duplex length 25 cm
	P23/34	Muffler ss 1 x in/out – 1 x out for duplex length 34 cm
	P23/37	Muffler ss 1 x in/out – 1 x out for duplex length 37 cm
	P37/37LS <b>New</b>	Muffler ss 1 x in/out – 1x out for duplex low sound
	P23/37 SEC <b>New</b>	Muffler ss 1 x in/out – 1x out <b>section exhaust</b> innerpipe 54
	P23/37 SEC 32	Muffler ss 1 x in/out – 1x out <b>section exhaust</b> innerpipe 32
	P23/25L 1	Muffler ss 1 x in/out – 1 x out (out and out crossed) 25 cm
	P23/34L 1	Muffler ss 1 x in/out – 1 x out (out and out crossed) 34 cm
	P23/37 L1 <b>New</b>	Muffler ss 1 x in/out – 1 x out (out and out crossed) 34 cm
	P23/37-3sec	3 section body 258*125*400 <b>low sound</b>











ss = stainless steel  
s = steel

## Skytune Exhaust Systems

	P23/1 -87	Muffler ss 1 in out center-2 out pitch 87 for dual pipe
	P23/1 -112	Muffler ss 1 in out center-2 out pitch 112 for dual pipe
	P23/7 SEC	1in out center -2out pitch 77 long 35cm <b>section low sound</b>
	P23/8 SEC	1in out center -2out pitch 81 long 35 cm <b>section low sound</b>
	P23/9 SEC	1in out center -2out pitch 91 long 35 cm <b>section low sound</b>
	P24	Muffler ss 1 x center in – 1 x out of center length 37 cm
	P24 LS <b>New</b>	Muffler ss 1 x center in–1 x out of center length 30 cm Low Sound inlet outlet 60mm
	P24LS54 <b>New</b>	Muffler ss 1 x center in–1 x out of center length 30 cm Low Sound inlet outlet 54mm
	P25/1	Muffler ss 2x out of center length 37 cm
	P25/1 LS <b>New</b>	Muffler ss 2x out of center length 30 cm Low Sound Inlet outlet 60mm
	P25/1LS54 <b>New</b>	Muffler ss 2x out of center length 30 cm Low Sound Inlet outlet 54mm
	P28/LS <b>New</b>	Muffler ss 2 x in – 2 x out low sound
	P28/58 <b>New</b>	Muffler ss 2 x in – 2 x out – extra long 58 cm
	P23/5sec2	Muffler ss 2 x in -2 x out <b>section design</b> length 45cm
	136224	ss telescoop PK power muffler center in – 2 x out length 37
	136225	ss telescoop PK power muffler 2 x in – 2 x out length 37 cm
	P25/25 <b>New</b>	Muffler ss center in- out center out L 30x 25X9cm
	P25/30	Muffler ss center in – center out length 30 cm
	P25/37	Muffler ss center in – center out length 37 cm
	P25/37LS	Muffler ss center in – center out length 37 cm low sound
	P25/58 <b>New</b>	Muffler ss center in – center out length 58 cm
	P31 <b>New</b>	Muffler ss out center in-out center out length 35cm inlet54 Mercedes Audi
	P 32L	Muffler ss left out- under angle in length 35 cm
	P32C	Muffler ss center out – under angle in length 35 cm
	P32R	Muffler ss right out – under angle in length 35 cm
		BMW AUDI

ss = stainless steel  
s = steel

## Skytune Exhaust Systems

	P35/1 <b>New</b>	Muffler ss center in-center out 63mm length 60 cm 18x27
	P35/2 <b>New</b>	Muffler ss center in-dual out 63mm length 60 cm 18x27
	P35/4	Muffler ss dual in-dual out 63mm length 60 cm 18x27
	P36	Oval exhaust L40 cm H12 cm B17cm 2 in/out Diam 54mm
	P40	Oval exhaust in- out at same side length 37
	SK 136221	Muffler ss 1 in – 2 out special for BMW E90-91-92-93
	SK 136221 B	Muffler ss 1 in – 2 out section exhaust for 335i
	<b>New</b>	
	136222	Muffler ss central in – left/right out duplex length 30 Body 22x12
	136223 GOLF V	Muffler ss central in – left/right out <b>duplex length 60</b>
	SK136229 <b>New</b>	Muffler ss central in – left/right out <b>duplex length 45</b> Body 25x9
	SK136223SEC	3-Section central in – left/right out <b>duplex length 60</b>
	SK136223R32	Muffler ss central in dual out Golf V R32 look Tips at 20cm pith /without tips
	<b>New</b>	Body 25x9 long 600 ID3x60
	SK136223R33	Muffler ss side in Dual out Ford ST Body 25x9 long 600 intet ID60 oumet OD52 pitch 130
	SK136230	Muffler ss central in- side out. Golf V,VI <b>1 side length 60</b> Body 25x9 long 600 ID 3x60
	<b>New</b>	
	136226	Muffler ss central in – left/right out duplex length 75

ss = stainless steel  
s = steel

## Skytune Exhaust Systems

	SK 136227 <b>New</b>	Muffler ss central in – side out length 30 cm
	136228 <b>New</b>	Muffler ss side in – side out – length 37
	P29	Muffler ss DTM 2 x 89 x 76
	P50	Muffler ss DTM 150 x 75 (single layer tip)
	P50-C8	Muffler ss DTM 150 x 75 (tip Black Chromed)
	P52	Muffler ss 150 x 75 (single layer tip)
	P52-C8	Muffler ss 150 x 75 (tip Black Chromed)
	P54	Muffler ss 150 x 75 (tip double layer inner design)
	26-210	Muffler ss oval Civic Horn
	P26	Muffler ss 2 x 89 x 80
	P26/1 22 x 12	3-SECTION muffler ss 1 in - 1 out very low sound
	P26/2 22 x 12	3-SECTION muffler ss 1 in - 2 out very low sound
	P26/3SEC 20 x 16	3-SECTION muffler ss 1 in - 1 out <b>very low sound</b>
	P26/4 20 x 16	3-SECTION muffler ss 1 in - 1 out very low sound
	<b>New</b>	
	P26/5	3-SECTION 1 in – 1 out very low sound
	P26/6	3-SECTION 1 in – 1 out tuning device Ø 45 very low sound
	P26/7 <b>New</b>	3-SECTION 2 in – 2 out tuning device Ø 42 very low sound
	P26/8	3-SECTION 2 in – 2 out screw inner pipe Ø54very low sound
	P26/9	3-SECTION 2 in – 2 out tuning device Ø45 very low sound

ss = stainless steel  
s = steel

## Skytune Exhaust Systems

	P26/10	3-SECTION 2 in – 2 out screw inner pipe Ø57very low sound
	P26/11 <b>New</b>	3-SECTION side in - center out very low sound
	P26/12 <b>New</b>	3-SECTION side in –side out very low sound
	P26/51 <b>New</b>	3-SECTION center in center out length 35cm inlet 57mm
	P26/13	3-SECTION 1center in – 1 out center out
		L 46 cm diam 16 cm
	<b>New</b>	
	P26/14	3-SECTION 1 center in-1out center out
		L30 cm x W25 cm x H 9cm
	<b>New</b>	
	P26/16	Oval exhaust L40 cm H12cm B17cm 2in 1out section 51mm
	<b>New</b>	
	P37/1SEC40	3-section u bend in-out/center 250*130*400 inlet 52
	P37/2 SEC40	3-section in-out/center 250*130*400 inlet 52
	P37/3SEC35	3-section 1 in center 1out of center218*119*350 inlet 51
	P37/4SEC35	3-section 1 in –out /center 218*119*350 inlet 51
	R1	Muffler s Ø 125
	R3	Muffler s Ø 115
	R8S	Muffler s 2 x Ø 90 single layer
	R8GS	Muffler s 2 x Ø 102 single layer
	R8N	Muffler s 2 x Ø 90 double layer ss inside
	R8GN	Muffler s 2 x Ø 102 double layer ss inside
	R18	Muffler s DTM 2 x 89 x 76 (tip single layer)
	R23G	Muffler s DTM 2 x Ø 90 tips

ss = stainless steel  
s = steel



## Skytune Exhaust Systems

	R50	Muffler s DTM 150 x 75 (tip single layer)
	R52	Muffler s 150 x 75 (tip single layer)
	R54	Muffler s 150 x 75 (tip single layer innerdesign)
	G1N	Muffler s Ø 102 double layer ss inside
	67-118	Muffler s 1 x center in –2 x out length 37 cm
	67-120	Muffler s center in – center out length 37 cm
	SPT 8	Sportbullet Ø 9 in/out 63 mm length 30 cm
	SPT 9	Sportbullet Ø 9 in/out 63 mm length 38 cm
	SPT 13	Sportbullet DTM Ø 102
	SPT 14	Sportbullet DTM Ø 115
	12-210ND	Sport muffler ss Ø 11 cm - length 40 cm –in/out 60 mm
	12-210LS1	Ø 11 cm – length 56 cm – in/out 48 mm low sound
	12-210LS short <b>N</b>	Ø 11 cm – length 30 cm – in/out 48 mm low sound
	12-210NDLS 50	Ø 11 cm – length 64 cm – in/out 50 mm low sound + 20%
	12-210NDLS 60	Ø 11 cm – length 64 cm – in/out 60 mm low sound + 30%
	12-213LS <b>New</b>	Ø 9 cm - length 75cm – in/out 54mm low sound
	22-208	Sport muffler ss Ø 12 cm – length 40 cm - in/out 63 mm
	22-208LS 50	Ø 12 cm – length 40 cm - in/out 50 mm low sound
	22-208NDLS 60	Ø 12 cm – length 40 cm - in/out 60 mm low sound
	22-209	Ø 12 cm – length 53 cm - in/out 60 mm
	22-209NDLS	Ø 12 cm – length 53 cm - in/out 60 mm low sound











ss = stainless steel  
s = steel

## Skytune Exhaust Systems

	22-209-76 <b>New</b>	Ø 12 cm – length 53 cm - in/out innerpipe 76 mm
	22-210	Sport muffler ss Ø 12 cm – length 61 cm - in/out 60 mm
	22-210ND	
	22-211ND	Sport muffler ss Ø 12 cm – length 80 cm - in/out 60 mm
	22-211 LS50	Ø 12 cm – length 80 cm - in/out 50 mm Low sound
	22-212SEC <b>New</b>	Ø 12 cm - length 34 cm – in/out 54mm <b>section Low sound</b>
	32-208	Sport muffler ss Ø 14 cm – length 40 cm – in/out 60 mm
	32-209	Sport muffler ss Ø 14 cm – length 53 cm – in/out 60 mm
	32-209 LS	Sport muffler ss Ø 14 cm – length 53 cm – in/out 60 mm Low sound
	32-209NDLS	Sp.muf. ss Ø 14 cm – length 53 cm – in/out 60 mm low sound
	32-209-76 <b>New</b>	Sp.muf. ss Ø 14 cm – length 53 cm – innerpipe 76 mm
	32-210	Sp.muf.ss Ø 14 cm – length 61 cm – in/out 63 mm
	32-211SEC	3-section Ø 14 cm – length 53 cm low sound
	32-212 SEC	3-section Ø 14 cm – length 61 cm low sound
	42-208	Sport muffler ss Ø 16 cm – length 40 – in/out 63 mm
	42-208LS	Sport muffler ss Ø 16 cm – length 40 – in/out 63 mm low sound
	42-209	Sport muffler ss Ø 16 cm – length 53 – in/out 63 mm
	42-209-3”	Sport muffler ss Ø 16 cm – length 53 – in/out 76 mm
	42-210	Sport muffler ss Ø 16 cm – length 61 – in/out 63 mm
	62-208	Sport muffler ss Ø 18 cm – length 40 cm – in/out 63 mm
	62-208LS	Sp. muff ss Ø 18 cm – length 40 cm - in/out 63 mm low sound
	62-209	Sport muffler ss Ø 18 cm – length 53 cm - in/out 63 mm
	62-209 LS	Ø 18 cm – length 53 cm - in/out 60 mm Low sound
	62-210	Sport muffler ss Ø 18 cm – length 61 cm - in/out 63 mm
	SK 62-211ND	Sport muffler ss oval 14 x 9 – length 42 cm - in/out 54 mm Low sound 2 cross reducers
	SK 62-212ND	Sport muffler ss oval 19,5 x11 – length 50 cm – in/out 54mm
	SK 62-213ND	Sport muffler ss oval 15 x 9 – length 32 - in/out 54 mm
	SK 62-215ND	Sport muffler SS oval 15x9 length 32 center in out center out
		66-208
66-208LS		ss oval 15 x 18 – length 40 cm – in/out 63 mm low sound
66-209		ss oval 15 x 18 – length 53 cm – in/out 63 mm
66-209LS		ss oval 15 x 18 - length 53 cm – in/out 6 mm low sound
66-209-76 <b>New</b>		ss oval 15 x 18 – length 53 cm – in/out innerpipe 76 mm
	66-210	ss oval 15 x 18 – length 59 cm – in/out 63 mm
	66-210 LS	ss oval 15 x 18 – length 59 cm – in/out 63 mm + low sound
	SK 135818	Sport muffler ss tip diam 89mm brushed look
	<b>New</b>	
	136213-CP	Sport muffler ss Jap look Ø 115 Chrome
	136213-C8	Sport muffler ss Jap look Ø 115 Black Chromed
	42-282	Sport muffler ss Jap look Ø 115
	STP7	Sport muffler ss Jap look Ø 100

ss = stainless steel  
s = steel











## Skytune Exhaust Systems

	SK 170063-03	Motor muffler New end style 122 x 95 x 570
	170063	Motor muffler titanium curled tip 120 x 95 x 570
	SK 170074	Auto-moto muffler ss new tip demper body round
	<b>New</b>	
	170065	Auto-motor muffler curled tip muffler body oval
	170073	Auto-motor muffler curled tip muffler body round
	Quad exhaust	Sportmuffler quad universal
	Powercat 10	Performance converter E-mark ss 110 x length 170 Ø 54
	Powercat 20	Performance converter E-mark ss 110 x length 350 Ø 51
	Powercat 30	Performance converter E-mark ss 110 x length 250 Ø 60
	Powercat 40	Performance converter E-mark ss 110 x length 350 Ø 51
	Powercat 50	Performance converter E-mark ss 110 x length 300 Ø 60
	Powercat 60	Performance converter E-mark ss 110 x length 360 Ø 60
	<b>New</b>	
	Powercat MR II	Performance converter E-mark ss for Toyota MR II
	<b>New</b>	
	1301-001	Performance converter oval 10x18 length 35 inlet 54mm
	1301-004	Performance converter round Ø 11 length 35 inlet 54 mm
	1301-005 <b>New</b>	Performance converter round Ø 13 length 32 inlet 48 mm
	186193-02	Performance converter oval 10x15 length 35 inlet 63mm
	186191 <b>New</b>	Performance converter oval for BMW
		10x18 length 35 inlet 54mm

ss = stainless steel  
s = steel



## Skytune Exhaust Systems

	Twister FL 50	Performance converter with flange (Ø 54)
	Twister FL 60	Performance converter with flange (Ø 60)
	Twister Honda	Performance converter with flange for Honda
	Twister MR	Performance converter with flange for Toyota MRII
	Sensor bug 180	Sensor with small converter straight
	Sensor bug 90	Sensor with small converter 90°
	Sensor bug 45	Sensor with small converter 45°
	<b>New</b>	
	Sensor bug large	Sensor with converter long 120 diam
	2015 CP	Tip ss 76 x 63 x 475 Chrome Plated
	2016 CP	Tip ss 76 x 63 x 610 Chrome Plated
	2025 CP	Tip ss 101 x 57 x 475 Chrome Plated
	2026 CP	Tip ss 101 x 63 x 610 Chrome Plated
	2026-73 CP	Tip ss 101 x 63 x 610 Chrome Plated
	2026-01 CP	Tip ss 101 x 73 x 610 curled Chrome Plated
	2025-C8	Tip ss 101 x 57 x 475 Black Chromed
	2026-C8	Tip ss 101 x 63 x 610 Black Chromed
	2026-2 CP	Tip ss 101x2 length 60 cm Chrome plated inlet 60mm
	<b>New</b>	Tip slant cut edge
	2026-3 CP	Tip ss 101x2 length 60 cm Chrome plated inlet 60mm
		Tip slant curled edge
	2121	Tip ss 65 x 60 single layer
	2122	Tip ss 75 x 80 single layer
	SK2321	Tip ss 83*120 single layer length 300 photo without inner
	SK2322	Tip ss 83*120 double layer layer 300 same as photo
	Trupmet curled	Diam 50 to 80mm length 23 cm with curled edge finish
	Trupmet cut	Diam 50 to 80mm length 23 cm with cut edge finish
	2317 CP	Tip ss oval 83 x 95 Chrome Plated single layer

ss = stainless steel  
s = steel

## Skytune Exhaust Systems

	2318 CP	Tip ss oval 70 x 110 Chrome Plated single layer
	SK2319 <b>New</b>	Tip ss oval 114 x 82 double layer
	3455 CP	Tip ss Jap Look Ø 102 Chrome Plated
	3456 CP	Tip ss Jap Look Ø 115 Chrome Plated
	5281 CP	Tip ss Ø80mm single layer cut tip slant Chrome plated
	SK5280CP	Tip ss Ø80mm single layer curled tip slant Chrome plated
	SK5290CP	Tip ss Ø90mm single layer curled tip slant Chrome plated
	SK 5565 CP	Tip ss Ø65mm double layer sharp edge chroom
	SK 5570 CP	Tip ss Ø70mm double layer sharp edge chroom
	SK 5580 CP	Tip ss Ø80mm double layer sharp edge chroom
	SK 5580 BC	Tip ss Ø80mm double layer sharp edge black chroom
	SK 5590 CP	Tip ss Ø90mm double layer sharp edge chroom
	SK 55100CP	Tip ss Ø100mm double layer sharp edge chroom
	SK 5665 BR	Tip ss Ø65mm double layer sharp edge brushed
	SK 5670 BR	Tip ss Ø70mm double layer sharp edge brushed
	SK 5680 BR	Tip ss Ø80mm double layer sharp edge brushed
	SK5690BR	Tip ss Ø90mm double layer sharp edge brushed
	SK56100BR	Tip ss Ø100mm double layer sharp edge brushed
	SK5701	Ø80mm Alu shine Porsche design
	SK5790	Tip Ø 90mm carbon look long 190mm OD 60mm
	5316	Tip ss Ø 76 – Sharp edge double layer – long 180
	5317	Tip ss Ø 89 – Sharp edge double layer – long 180
	5317 slant <b>New</b>	Tip ss Ø 89 – Sharp edge double layer – long 180 slant
	5318	Tip ss Ø 102 – Sharp edge double layer – long 180
	5319	Tip ss Ø 115 – Sharp edge double layer – long 180











ss = stainless steel  
s = steel

## Skytune Exhaust Systems

	5320	Tip ss Ø 125 – Sharp edge double layer – long 180
	5316-95	Tip ss Ø 76 – Sharp edge double layer – long 95
	5317-95	Tip ss Ø 89 – Sharp edge double layer – long 95
	5318-95	Tip ss Ø 102 – Sharp edge double layer – long 95
	5416	Tip ss Ø 76 – round edge double layer – long 180
	5417	Tip ss Ø 89 – round edge double layer – long 180
	5418	Tip ss Ø 102 – round edge double layer – long 180
	5419	Tip ss Ø 115 – round edge double layer – long 180
	5420	Tip ss Ø 125 – round edge double layer – long 180
	5416-95	Tip ss Ø 76 – round edge double layer – long 95
	5417-95	Tip ss Ø 89 – round edge double layer – long 95
	5417-105 <b>New</b>	Tip ss Ø 89 – round edge double layer – long 105
	5418-95	Tip ss Ø 102 – round edge double layer – long 95
	5417-170slant <b>New</b>	Tip ss Ø 89 – round edge double layer – slant long 170
	5603R CP	Tip ss oval 150 x 75 Chrome Plated
	5603R-C8	Tip ss oval 150 x 75 Black Chromed
	SK 5604 CP <b>New</b>	Tip ss rectangle single layer 200 x 50 long 210 ID63
	5613 CP	Tip ss DTM oval 150 x 75 Chrome Plated
	5613-C8	Tip ss DTM oval 150 x 75 Black Chromed
	5706R CP	Tip ss oval 120 x 83 Chrome Plated
	5706R-C8	Tip ss oval 120 x 83 Black Chromed
	SK5650 <b>New</b>	Tip ss oval 81 x 69 – length 50 cm curled tip chrome plated
	SK6050 <b>New</b>	Tip ss Ø 60 – length 50 cm curled tip chrome plated
	SK7650 <b>New</b>	Tip ss Ø 76 – length 50 cm curled tip chrome plated
	SK 8701S CP	Tip ss for New BMW X5 2008
	<b>New</b>	
	6601 CP	Tip ss oval with interior 150 x 75 length 130
	6603	Tip ss oval with interior 150 x 75 length 180
	6603R	Tip ss oval without interior 150 x 73 length 180

ss = stainless steel  
s = steel

## Skytune Exhaust Systems

	6602	Tip ss oval with interior 150 x 75
	6602R	Tip ss oval without interior 150 x 75
	SK6604 <b>New</b>	Tip ss rectangle without interior 150x78 long 300
	SK6605 <b>New</b>	Tip ss rectangle without interior 180x90 long 300
	SK6606 <b>New</b>	Tip ss rectangle with interior 150x78 long 300
	SK6607 <b>New</b>	Tip ss rectangle with interior 180x90 long 300
	SK 151150 CP <b>New</b>	Tip ss left/right 110 x 70 slant 2 directions chrome
	SK 151150 C8	Tip ss left/right 110 x 70 slant 2 directions Black chrome
	SK151151 <b>New</b>	Tip ss left/right 114 x 86 extra slant
	SK 151152	Tip ss left/right length 210
	SK 151153 CP <b>New</b>	Tip ss left/right 94 x 126 length 150 Chrome Plated
	151154 CP	Tip ss left/right 145 x 95 slant Chrome Plated
	151154 BC	Tip ss left/right 145 x 95 slant <b>Black Chromed</b>
	SK151156	Tip Landrover Sport Storm 115x115 long 270 ID61
	SK2323	Mercedes rectangle set 2x 113x77 long 150 ID55

ss = stainless steel  
s = steel








## Skytune Exhaust Systems

	SK2324CP	Volvo Tip 106x77 long 168 ID60
	SK151155	Tip ss left /right 83x95 slant 2 directions
	<b>New</b>	
	Oldtimer Tip	Tip 230 long 50H*100D
		Inlet ID50
		Outlet ID50 pitch 80
	151161	Moto curled tip Ø 65 mm - length 100 mm
	151216 CP	Tip ss oval 118 x 85 double layer Chrome Plated
	151216-C8	Tip ss oval 118 x 85 double layer <b>Black Chromed</b>
	168019	Tip titanium Ø 89
	168019-01	Tip titanium Ø 102 slant
	3442S	Tip ss 2 x Ø 76 sharp edge double layer
	6317S -220	Tip ss 2 x Ø 89 sharp edge double layer length 220
	6317S-280	Tip ss 2 x Ø 89 sharp edge double layer length 280
	6318S	Tip ss 2 x Ø 102 sharp edge double layer
	6319S	Tip ss 2 x Ø 115 sharp edge double layer
	5122S	Tip ss DTM 2 x Ø 90
	5122	Tip steel DTM 2 x Ø 90
	5142S	Tip ss DTM 2 x 89 x 76
	5142	Tip steel DTM 2 x 89 x 76
	5231S	Tip dual DTM 2 x Ø 89 curled

ss = stainless steel  
s = steel













## Skytune Exhaust Systems

	5646BS	Tip dual oval 170 x 76 with innerdesign ,slant
	SK 5647CP <b>New</b>	Tip dual oval 170 x 76 single wall slant Chrome Plated
	SK 5648CP <b>New</b>	Tip dual oval 170 x 76 single wall curled, slant Chrome Pl
	5706R-2 CP	Tip ss oval 2 x 120 x 83 single wall Chrome Plated
	5706R-2 C8	Tip ss oval 2 x 120 x 83 single wall <b>Black Chromed</b>
	SK 6616S1L	Tip dual 2 x 76 M3 style - 1 cm difference left
	SK 151214L CP	Tip dual 2 x 76 double layer left side - 2 x slant
	SK 151214R CP	Tip dual 2 x 76 double layer right side - 2 x slant
	SK 150739L CP	Tip dual 2 x 76 single layer left side Chrome Plated
	SK 150739S1L CP	Tip dual 76 mm left side tip - 1 cm difference Chrome Plated
	SK 150739R CP	Tip dual 2 x 76 single layer right side - 2 x slant
	SK150070L CP	Tip Dual 2x70 double layer left side slant BMW
	SK5580-2LCP	Tip Dual 2x80 double layer left side slant
	SK 6616S1	Tip dual 4 x Ø 76 – 1 cm difference BMW style
	SK 6616S2	Tip dual ss 4 x Ø 76 – 1 cm difference BMW style Total length 150 mm
	SK 6616S3	Tip dual ss 4 x Ø 76 – 1 cm difference BMW style Total length 210 mm


ss = stainless steel  
s = steel

## Skytune Exhaust Systems

	6616S	Tip dual 2 x Ø 76 round edge double layer
	6617S-220	Tip dual 2 x Ø 89 round edge double layer – length 220
	6617S-280	Tip dual 2 x Ø 89 round edge double layer – length 280
	6618S	Tip dual 2 x Ø 102 round edge double layer
	6619S	Tip dual 2 x Ø 115 round edge double layer
	SK6660CP <b>New</b>	Tip dual 2 x Ø 60 round single layer chrome plated
	SK6680CP <b>New</b>	Tip dual 2 x Ø 80 round single layer chrome plated
	SK 8601 CP	Tip dual like 8602 extra short
	8602 CP	Tip dual 2 x 175 x 70 Chrome Plated left/right set
	8603 CP	Tip dual 2 x 250 x 90 Chrome Plated left/right set
	SK 8604	Dual tip New Porsche 996 (150x85)
	<b>New</b>	
	SK 8605	Tip dual AMG E63 24x9
	<b>New</b>	
	SK 8606	Tip rectangle set AMG 500 74x176
	SK 8606BC	Tip rectangle set AMG 500 74x176 Black Chrom
	SK8607	Tip rectangle Set BMW 650 78x208
	SK8607BC	Tip rectangle Set BMW 650 Black chrom 78x209
	SK8608	Tip dual AMG CL65 76x248
	SK8609	Tip set Mercedes A45 AMG <b>with split</b>
		2x 67x205 long 270 ID57
	SK8610	Tip set Mercedes A45 AMG <b>without split</b>
		2x 67x205 long 270 ID57

ss = stainless steel  
s = steel

## Skytune Exhaust Systems

	SK8801	Ford ST Tip 75x276 long235 ID63
	SK150070CP	Tip dual 4x70 mm left/right set double layer
	SK5580-2CP	Tip dual 4x80 mm left/right set double layer
	<b>New</b>	
	150739 CP	Tip dual 4 x 76 mm left/right set single layer slant
	150739S1 CP	Tip dual 4 x 76 mm left/right set single layer slant – 1 pipe 1 cm longer
	SK150740CP	Tip dual oval Audi S5 look single layer slant
	<b>New</b>	
	SK150745	Tip dual diam 4x 80mm with alu shine Porsche design
	SK150746	Tip dual diam 4 x80mm with alu mat Porsche design
	150925	Tip dual Mercedes S-diesel 2 x 108 x 70 Fixed on original pipe– smoke go's down
	150928	Tip dual Mercedes E-diesel 2 x 108 x 70 Fixed on original pipe – smoke go's down
	151102	Tip dual Porsche left/right
	SK 151103 CP	Tip dual 80 x 150 Porsch style Chrome Plated
	SK 151103 C8	Tip dual 80 x 150 Porsch style <b>Black Chromed</b>
	<b>New</b>	
	151214 CP	Tip dual Ferrari 4 x Ø 76 left/right double layer slant
	151215	Tip dual Ferrari 4 x Ø 76 left/right double layer slant <b>Black Chromed</b>
	SK 151217 CP	Tip dual Ferrari 4 x Ø 89 left/right double layer slant Chrome Plated
	<b>New</b>	
	SK 151216 CP	Tip dual round Ø 76 mm + 90 mm x 2 slant Chrome Plated











ss = stainless steel  
s = steel

## Skytune Exhaust Systems

	SK2317-2CP	Tip dual ss 83 x198 BMW Alpine style
	<b>New</b>	
	SK 2318-2 CP	Tip dual ss 70 x 226 AMG style Chrome Plated
	SK 2318-2 C8	Tip dual oval 70 x 226 AMG style <b>Black Chromed</b>
	<b>New</b>	
	SK 2320 CP	Tip square tip 65x180 Chrome Plated Mercedes
	<b>New</b>	
	BMW X5	Sport muffler ss BMW X5
	Golf V	Sport muffler ss Golf V, excl. tips
	Audi A3,TT	Sport muffler ss Audi A3, TT excl. tips
	Seat Ibiza,Leon	Sport muffler ss Seat Ibiza,Leon excl. tips
	Porsche Panamera	Sport exhaust Porsche Panamere 4 tips ss steel titanium look
	126010-01	Toyota MR II 80 DB
	126010-03	Toyota MR II 88 DB
		Excl. tips
	Golf V	Sport muffler ss Golf V incl Ferrari tips
	Audi A3,TT	Sport muffler ss Audi A3, TT incl Ferrari Tips
	Seat Ibiza,Leon	Sport muffler ss Seat ibiza,Leon incl Ferrari tips
	CP-57/43	Connection French car .tube Ø 43 collar Ø 57
	CP-63/48	Connection French car .tube Ø 48 collar Ø 63 on 216011
	273350	Connection French car .tube Ø 53 collar Ø 64
	273411	Connection French car .tube Ø 54 collar Ø 64
	273414	Connection French car .tube Ø 54 collar Ø 67 on 216008
	216006	Connection French car .tube Ø 45 collar Ø 60
	216008	Connection French car .tube Ø 48 collar Ø 64 on 273414
	216011	Connection French car .tube Ø 48 collar Ø 62 on CP63/48
	216015	Connection French car .tube Ø 54 collar Ø 68

ss = stainless steel  
s = steel






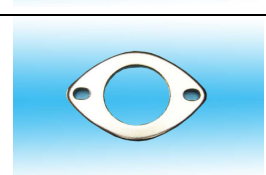




## Skytune Exhaust Systems

	101 flexibel	Flexibel length 145 mm – fitting Ø 38 mm
	108 flexibel	Flexibel length 110 mm – fitting Ø 43,5 mm
	116 flexibel	Flexibel length 150 mm – fitting Ø 51,5 mm
	119 flexibel	Flexibel length 200 mm – fitting Ø 51,5 mm
	120 flexibel	Flexibel length 260 mm – fitting Ø 50 mm
	123 flexibel	Flexibel length 100 mm – fitting Ø 54 mm
	124 flexibel	Flexibel length 140 mm – fitting Ø 54,5 mm
	127 flexibel	Flexibel length 180 mm – fitting Ø 54,5 mm
	128 flexibel	Flexibel length 195 mm – fitting Ø 54,5 mm
	134 flexibel	Flexibel length 160 mm – fitting Ø 61,5 mm
	136 flexibel	Flexibel length 250 mm – fitting Ø 61,5 mm
	141 flexibel	Flexibel length 200 mm – fitting Ø 65 mm
	151 flexibel	Flexibel length 300 mm – fitting Ø 90 mm
	IFT 50100	Flexibel ss length 100 mm – fitting Ø 50 mm
	IFT 50150	Flexibel ss length 150 mm – fitting Ø 50 mm
	IFT 55150	Flexibel ss length 150 mm – fitting Ø 55 mm
	IFT 57100	Flexibel ss length 100 mm – fitting Ø 57 mm
	IFT 60100	Flexibel ss length 100 mm – fitting Ø 60 mm
	IFT 60150	Flexibel ss length 150 mm – fitting Ø 60 mm
	IFT 60200	Flexibel ss length 200 mm – fitting Ø 60 mm
	IFT 64100	Flexibel ss length 100 mm – fitting Ø 64 mm
	IFT 64150	Flexibel ss length 150 mm – fitting Ø 54 mm
	IFT 64200	Flexibel ss length 200 mm – fitting Ø 64 mm
	IFT 70150	Flexibel ss length 150 mm – fitting Ø 70 mm
	IFT 70200	Flexibel ss length 200 mm – fitting Ø 70 mm
	IFT 76150	Flexibel ss length 150 mm – fitting Ø 76mm
	IFT 76200	Flexibel ss length 200 mm – fitting Ø 76mm
	FL 40/3 <b>New</b>	Flange chrome vanadium Ø 40 with 3 holes pitch 76
	FL 45/0	Flange chrome vanadium Ø 45 without holes
	FL 45/3	Flange chrome vanadium Ø 45 with 3 holes pitch 76
	FL 50/3	Flange chrome vanadium Ø 50 with 3 holes pitch 76
	FL 54/3	Flange chrome vanadium Ø 54 with 3 holes pitch 76
	FL 60/3	Flange chrome vanadium Ø 60 with 3 holes pitch 76
	FL 64/3 <b>New</b>	Flange chrome vanadium Ø 64 with 3 holes pitch 84
	FL SK 211325C	Flange chromed Ø 61 with 3 holes (VW) pitch 90
	FL 211325C	Flange chromed Ø 61 with 3 holes (VW) pitch 84
	FL 211325C-64	Flange chromed Ø 64 with 3 holes pitch 80
	FL 50/3 ss	Flange ss Ø 50 with 3 holes pitch 76
	FL 54/3 ss	Flange ss Ø 54 with 3 holes pitch 76
	FL 60/3 ss	Flange ss Ø 60 with 3 holes pitch 76
	FL 64/3 ss <b>New</b>	Flange ss Ø 64 with 3 holes pitch 84
	FL 76/3	Flange ss Ø 76 with 3 holes pitch 84
	FL510192	Flange ss Ø 70 with 3 holes pitch 84 stainless steel

ss = stainless steel  
s = steel













## Skytune Exhaust Systems

	104271	Bolt and nut with spring for Honda, Toyota, Opel
	Bolt and nut	Bolt and nut for flange
	Bolt and nut ss	Bolt and nut stainless steel
	211371C	Flange ss BMW Ø 48 – distance holes 75mm
	211372C	Flange ss BMW Ø 53 – distance holes 74 mm
	213008	Flange ss BMW Ø 63 – distance holes 94mm
	213008-01	Flange ss BMW Ø 65 – distance holes 90 mm
	FL 211172C	Flange ss Ø47mm - holes distance 70mm
	FL 210004	Flange ss Honda Ø 51 – 2 holes distance 93 mm
	FL 211035-01	Flange ss Honda Ø 45 – 2 holes distance 90 mm
	FL 210003	Flange ss Honda Ø 60 – 2 holes distance 112 mm
	FL 210003-01C	Flange ss Honda Ø 62 – 2 holes distance 122,5 mm
	FL210124	Flange ss Honda Ø 62,5- 2holes distance 105mm
	FL211043	Flange ss Opel Astra/ Ø 50 – 2 holes distance 91mm
	211130C	Flange Chrome Ø60 – 2 oval holes distance 105mm
	FL 211327C-65	Flange chromed Ø 65 – 2 holes distance 105 mm
	FL 211327C	Flange chromed Ø 77 – 2 holes distance 107 mm
	FL 211715C	Flange chromed Ø 71 – 2 holes distance 102 mm
	FL 211715C-01	Flange chromed Ø 77 – 2 holes distance 102 mm
	FL 211726 01C	Flange Chromed Ø 61- 2holes distance
	FL 211850C	Flange Chromed Ø 62- 2holes distance
	FL 211940	Flange chromed Ø 50 – 2 holes distance 91mm
	FL 211950C	Flange chromed Ø 61–1 side 45° slant-2 holes distance 90
	FL 211951C	Flange chromed Ø 61–1 side 45° slant-2 holes distance 105

ss = stainless steel  
s = steel

## Skytune Exhaust Systems

	212063	Flange steel universal Ø 60 without holes
	212063 ss	Flange ss universal Ø 60 without holes
	FL MR/0	Flange ss universal Ø 54 without holes
	FL MR/2	Flange ss universal Ø 54 distance holes 106mm
	FL 12085/0	Flange ss universal Ø 50 without holes 120x85
	FL 11075/0	Flange ss Universal Ø 50 without holes 110x75
	FL 11075/3	Flange ss Universal Ø 50 – 2 holes distance 83 mm
	FL 510200	Flange ss universal Ø 54 – 2 holes distance 118 mm
	FL 211261C	Flange chrome vanadium Ø 54 - 2 holes distance 100
	FL 211009C	Flange chrome vanadium Ø 49 – 2 holes distance 83mm
	FL 211020C	Flange chrome vanadium Ø 43 – 2 holes distance 83mm
	FL 211934C	Flange chrome vanadium Ø 57 – 3 holes distance 69/86/86
	FL 211073C	Flange chrome vanadium Ø 60 – 3 holes distance 64/90/90
	FL 211004	Flange steel Ø 50 – 3 holes distance 63/75/75
	FL510244	Flange Rectangle Ø 76 stainless steel
	FL211726-01C	Flange chrome vanadium Ø 61 – 2 holes distance 99mm
	FL 211850C	Flange chrome vanadium Ø 62 – 2 holes distance 97.5mm
	FL 211726-06C	Flange chrome vanadium Ø 61 – 2 holes distance 94
	Pack 510005	Packing Ø 63 mm – 3 holes oval pitch 76 mm
	Pack 510008	Packing Ø 60 mm – 3 holes distance pitch 87mm
	Pack 510021	Packing Ø 54 mm – 2 holes distance 81 mm
	Pack 510104	Packing Ø 51 mm – 2 holes distance 90 mm
	Pack 510112	Packing Ø 62 mm – 2 holes distance 105 mm



ss = stainless steel  
s = steel

## Skytune Exhaust Systems

	Pack 510164	Packing Ø 81 mm – 2 holes distance 105,5 mm
	Pack 510175	Packing Ø 65 mm – 2 holes distance 82 mm
	Pack 510192	Packing Ø 70 mm – 3 holes pitch 84
	Pack 510199	Packing Ø 54 mm – 3 holes pitch 76 mm
	Pack 510200	Packing Ø 55 mm – 2 holes distance 118 mm
	Pack 510244	Packing Ø 76 mm – 4 holes rectangle
	Pack 510237	Packing Ø 63 mm – 2 holes distance 86mm
	Pack 510265	Packing Ø 57 mm – 2 holes distance 94 mm
	Pack 510258	Packing Ø 62 mm – 2 holes distance 94 mm
	Pack 510280	Packing Ø 49 mm – 3 holes pitch 73mm
	Pack 510282	Packing Ø 43 mm – 2 holes distance 82 mm
	Pack 510300	Packing Ø 61 mm – without holes
	Pack 510157	Packing conisch inside Ø 44 mm – outside Ø 59 mm
	Pack 510159	Packing conisch inside Ø 51 mm – outside Ø 64 mm
	Pack 510160	Packing conisch inside Ø 54 mm – outside Ø 70 mm
	Pack 510175	Packing conisch inside Ø 65 mm – outside Ø 82 mm
	Pack 510237	Packing conisch inside Ø 63 mm – outside Ø 86 mm
	500084	Sensor bolt for sensor socket
	501054	Sensor socket for lamda sonde female
	pipe	Ss pipe per meter in the following Ø :
		38 – 40 – 42 – 45 – 48,3 – 50 – 52 – 54 – 57 – 60,3 – 70 – 76
		15 – 16 – 17,1 – 20 – 21,3 – 27 mm
		Other Ø available on demand (till 300 mm)
	Angle	Ss angle available in the following Ø :
		40 – 48,3-50 – 52 – 54 – 57 – 60,3 – 70 - 76
		Other Ø available on demand (till 300 mm)
	Long angle	Long angle 20 x 20 cm - 90° (long 20 x 20 cm)
	Angel on demand	Angel on demand?????
	Support 350001	Support round holes
	Support 350003	Support oval holes

ss = stainless steel  
s = steel

## Skytune Exhaust Systems

	Support BMW	Support Bmw E36
		Support Bmw E46
	Support VW	Support VW Golf II,III
	Support SEAT	Support SEAT Ibiza, Leon
	Support Audi A5	Support Audi A4,A5
	T connection	3 way connection 3x54mm
	Y shape 270173	Ss Y entry 54 mm – out 2 x 50
	Y shape 270104-01	Ss Y 3 x 61 mm
	SK 270173	Ss splitter 3 x 51 mm
	SK 270174	Ss splitter 3 x 60 mm
	Y large	Ss Y entry 64 – out 2 x 56
	Y medium	Ss Y entry 64 – out 2 x 50
	Y small	Ss Y entry 64 – out 2 x 50
	Y extra small	Ss Y entry 54 – out 2 x 50
	Tige 10 mm 0,5m	Hanger ss 10 mm – 0,5 m
	Tige 10 mm 1 m	Hanger ss 10 mm – 1 m
	Tige 10 mm 2 m	Hanger ss 10 mm – 2 m
	Tige 8 mm 1 m	Hanger ss 8 mm – 1 m
	Tige 8 mm 2 m	Hanger ss 8 mm – 2 m
	66-101-1-180-5	Air intake Ø 180 – length 135 – entry 75
	66-1006	Air intake Ø 120 – length 160 – entry 75
	66-1007	Air intake Ø 70 – length 70 – entry 75

ss = stainless steel  
s = steel

## Skytune Exhaust Systems

	Adaptor air intake	Rectangle adaptor air intake BMW and Toyota
	60/45	Reduction steel 60 mm to 45 mm
	60/50	Reduction steel 60 mm to 50 mm
	S60/45	Reduction stainless steel 60 mm to 45 mm
	S60/50	Reduction stainless steel 60 mm to 50 mm
	Colier	
	Truck pipe	Truck ss pipe length 160 cm Ø 75 mm
	R 132 200	Truck muffler s length 70 cm – Ø 20 round
	R132 200-01	Truck muffler s length 80 cm – Ø 20 round
	R132 201	Truck muffler s length 80 cm – Ø 23-16 oval
	R132 201-01	Truck muffler s length 80 cm – Ø 23-16 oval
	P135 344	Truck muffler s length 70 cm – Ø 20 round
	P135 345	Truck muffler s length 80 cm – Ø 23-16 oval
	P135 345-01	Truck muffler s length 90 cm – Ø 23-16 oval
	P135 346	Truck muffler s length 90 cm – Ø 30 round
	270150	3 in 1 – 3 x Ø 43 mm – 1 x Ø 51 mm
	270151	4 in 1 – 4 x Ø 43 mm – 1 x Ø 51 mm
	270149	3 in 1 – 3 x Ø 43 mm – 1 x Ø 60 mm
	SK270319	4 in 1 1x63,5 - 4x36
	SK270320	4 in 1 1x 63.5 -4x38
	SK270321	4 in 1 1x 60 - 4x38
	SK270322	
	SK320323	
	SK320324	
	SK320325	

ss = stainless steel  
s = steel



## Skytune Exhaust Systems


ss = stainless steel  
s = steel